

## Hinges with detent position at 90°

### Technopolymer

#### MATERIAL

High-resilience polyamide based (PA) technopolymer, black colour, matte finish.

#### ROTATING PIN

AISI 303 stainless steel.

#### STANDARD EXECUTIONS

- **CFA-F-B**: nickel-plated brass bosses with threaded hole.
- **CFA-F-CH**: pass-through holes for cylindrical head screws.
- **CFA-F-SH**: pass-through holes for countersunk head screws.

#### FEATURES AND APPLICATIONS

CFA-F hinges are recommended when the opening of the door must not exceed the limit of 90°.

Once the hinge is fitted onto the machine/door, the teeth of the detent system remain inside the hinge. Thus the operator cannot reach them for the safety of his hands.

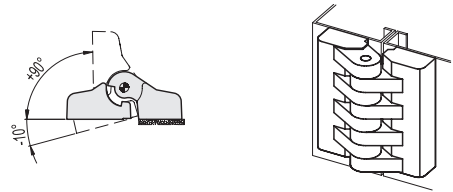
#### ROTATION ANGLE (APPROXIMATE VALUE)

Max 100° (-10° and +90° being 0° the condition where the two interconnected surfaces are on the same plane).

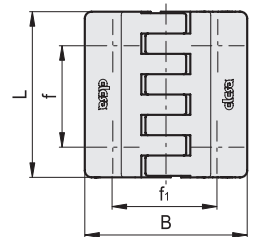
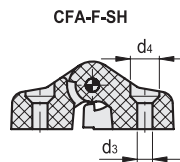
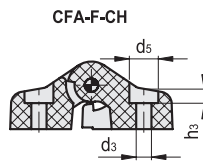
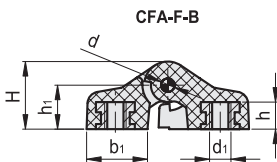
To choose the convenient type and the right number of hinges for your application, see the Guidelines (on page 1368).



F.M design



Resistance tests	AXIAL STRESS		RADIAL STRESS		90° ANGLED STRESS	
	Maximum working load Ea [N]	Load at breakage Ra [N]	Maximum working load Er [N]	Load at breakage Rr [N]	Maximum working load E90 [N]	Load at breakage R90 [N]
Description						
CFA.49-F-B-M6	330	3250	470	3250	110	1540
CFA.49-F-CH-5	380	3600	370	3300	320	2490
CFA.49-F-SH-5	300	2960	310	2880	320	2490
CFA.65-F-B-M6	1150	5780	1550	7780	760	3820
CFA.65-F-CH-6	810	5410	1000	6550	720	3980
CFA.65-F-SH-6	840	5680	1010	7010	790	3960



Code	Description	L	B	d1	h	f±0.25	f1±0.25	H	h1	h3	b1	d	d3	d4	d5	C# [Nm]	⚙️
422114	CFA.49-F-B-M6	49.5	48	M6	8	30.2	31	20	13	-	18	4	-	-	-	5	42
422135	CFA.49-F-CH-5	49.5	48	-	-	30.2	31	20	13	5.5	18	4	5.5	-	10	2	29
422133	CFA.49-F-SH-5	49.5	48	-	-	30.2	31	20	13	-	18	4	5.5	10	-	2	29
422212	CFA.65-F-B-M6	65	63.5	M6	9	40	40	25	16	-	24	5	-	-	-	5	84
422235	CFA.65-F-CH-6	65	63.5	-	-	40	40	25	16	6.5	24	5	6.5	-	11	3	62
422236	CFA.65-F-SH-6	65	63.5	-	-	40	40	25	16	-	24	5	6.5	12.5	-	3	62

# Suggested tightening torque for assembly screws.