

Square tube expander connectors

Technopolymer

MATERIAL

Polyamide based (PA) technopolymer, black colour, matte finish.

FEATURES AND APPLICATIONS

The two connector parts are connected together by means of pins which are housed in special counter-seats. Two cavities inside the connector are provided for housing an hexagonal-head screw or an hexagonal nut. Thanks to the tapered shape of the cavity, the connector exerts a pressure on the inner walls of the tube, due to the tightening of the screw or of the nut, thus ensuring the tensile strength of the connection. The level of the tensile strength depends on the tube dimensional tolerances, the roughness of the tube inner surfaces and the tightening torque applied. The connector has no collar and allows the joining of square tubes to other elements.

The assembly can be performed simply by positioning the connector inside the tube, with no need of screws or other fasteners.

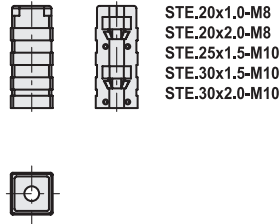
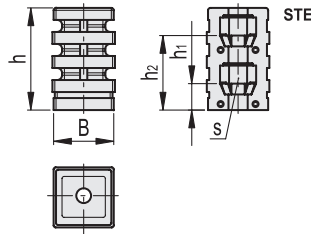
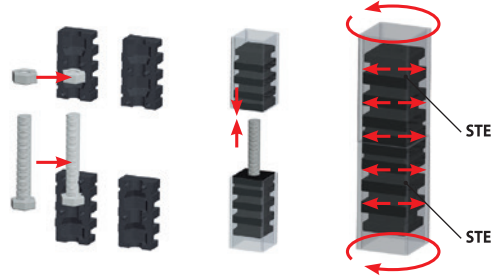
ASSEMBLY OF THE TUBE TO THE CONNECTOR

It can be made as an alternative with:

- Hexagonal-head screw DIN 933 of dimension as shown in the table.
- Hexagonal nut DIN 934 of dimension as shown in the table.
- Self-locking hexagonal nut DIN 985 of dimension as shown in the table.

SPECIAL EXECUTIONS ON REQUEST

Connector assembled with nut or screw.



STE.20x1.0-M8
 STE.20x2.0-M8
 STE.25x1.5-M10
 STE.30x1.5-M10
 STE.30x2.0-M10

The geometry of the end-cap in the part that is inserted into the tube may vary for the different dimensions.

Code	Description	B	h	h1	h2	s	External tube diameter	Internal tube diameter	Thickness	△
430201	STE.20x1.0-M6	18	42	12	32	10	20	18	1	9
430203	STE.20x1.0-M8	18	43	10	30	13	20	18	1	9
430205	STE.20x1.5-M6	17	42	12	32	10	20	17	1.5	10
430207	STE.20x1.5-M8	17	42	10	30	13	20	17	1.5	8
430209	STE.20x2.0-M8	16	43	10	30	13	20	16	2	6
430215	STE.22x1.5-M6	19	41	12	32	10	22	19	1.5	12
430217	STE.22x1.5-M8	19	42	10	30	13	22	19	1.5	10
430223	STE.25x1.5-M8	22	42	10	30	13	25	22	1.5	13
430225	STE.25x1.5-M10	22	42	10	30	17	25	22	1.5	12
430227	STE.25x2.0-M8	21	43	10	30	13	25	21	2	12
430233	STE.30x1.5-M10	27	42	10	30	17	30	27	1.5	22
430235	STE.30x2.0-M8	26	41	10	30	13	30	26	2	20
430237	STE.30x2.0-M10	26	41	10	30	17	30	26	2	20
430241	STE.35x2.0-M10	31	42	10	30	17	35	31	2	27
430251	STE.40x1.2-M10	37.6	40	10	30	17	40	37.6	1.2	41
430253	STE.40x1.2-M12	37.6	40	8	28	19	40	37.6	1.2	39
430255	STE.40x2.0-M10	36	42	10	30	17	40	36	2	36
430257	STE.40x3.0-M8	34	42	11	30	13	40	34	3	35
430259	STE.40x3.0-M10	34	41	10	30	17	40	34	3	32